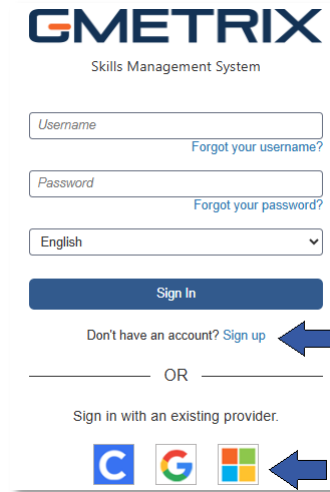



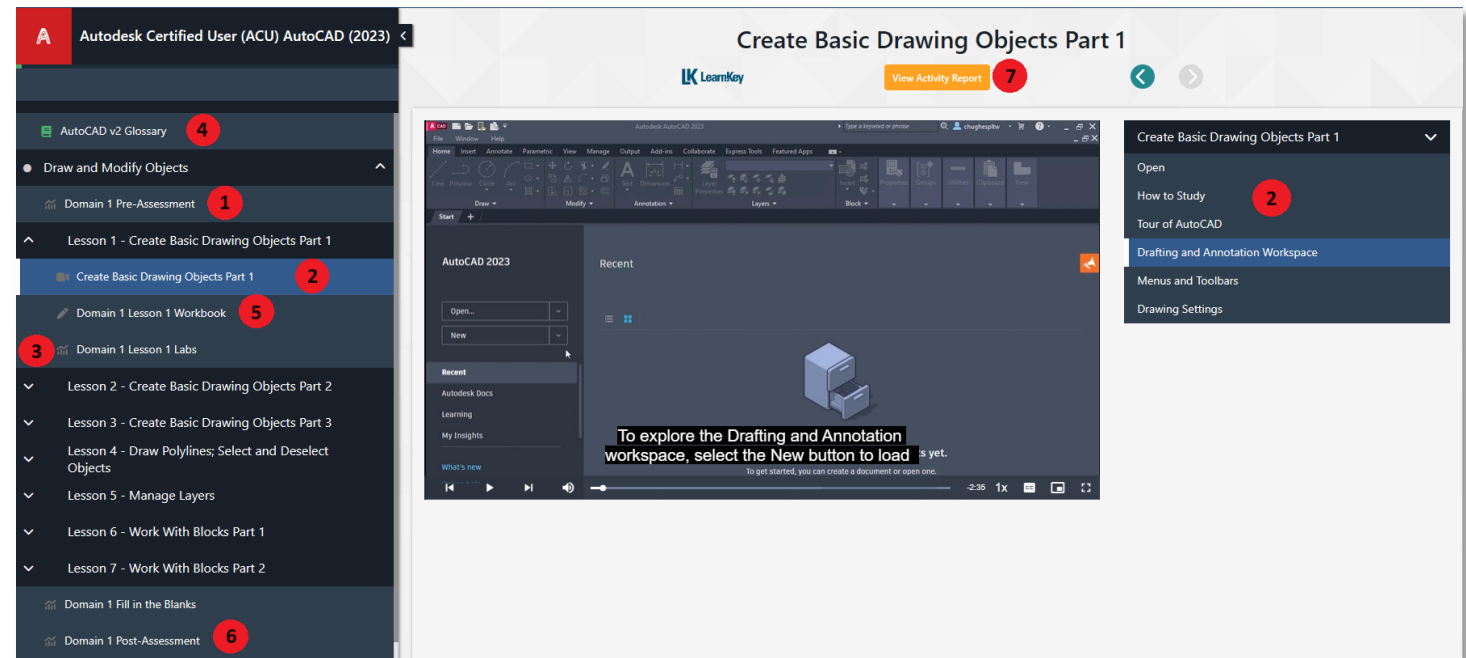
To access your LearnKey courseware, go to www.gmetrix.net



The login page for GMetrix Skills Management System. It includes fields for Username, Password, and a language dropdown set to English. There are links for 'Forgot your username?' and 'Forgot your password?'. A 'Sign In' button is present, along with a link for 'Don't have an account? Sign up' (indicated by a blue arrow). Below this is an 'OR' separator and a section for 'Sign in with an existing provider' featuring icons for Google, Microsoft, and Apple (indicated by a blue arrow).

- If you have a GMetrix account, from a Chromebook, Windows, or Mac computer login with your account.
- If you need a new GMetrix account, select Sign up here! or link your Clever, Microsoft, or Google account.
- To redeem a code, select the  key-shaped redeem button and enter the code provided by your instructor.

1. Take Pre-Assessment
2. Watch Video Training
3. Exercise Labs (Follow the on-screen instructions to use the labs that are available for your e-learning device)
4. Review the Glossary (Key terms and definitions)
5. Student Workbook Activities (Ask your instructor if you are required to complete them)
6. Take the Post-Assessment Determine knowledge gained (passing score = 80% or higher)
7. Review Activity Report
8. Review and utilize Study Guide from the GMetrix Dashboard.



The screenshot shows the Autodesk AutoCAD 2023 interface. On the left is the 'Autodesk Certified User (ACU) AutoCAD (2023)' sidebar with a list of lessons. Red circles with numbers 1 through 6 highlight specific items: 1. 'Domain 1 Pre-Assessment', 2. 'Create Basic Drawing Objects Part 1', 3. 'Domain 1 Lesson 1 Labs', 4. 'AutoCAD v2 Glossary', 5. 'Domain 1 Lesson 1 Workbook', and 6. 'Domain 1 Post-Assessment'. The main workspace shows the 'Create Basic Drawing Objects Part 1' video player. A red circle with the number 7 highlights the 'View Activity Report' button in the top right corner of the video player. The video player also shows a 'Recent' list on the left and a 'Drafting and Annotation Workspace' sidebar on the right.

Remote Learning Best Practices:

- When accessing LearnKey courseware from home, try minimizing additional Wi-Fi connections like gaming or streaming videos could cause course pages or videos to load slowly.
- If you are using an internet filter or firewall, be sure to add gmetrix.net and media-aws.onlineexpert.com to the list of trusted sites.