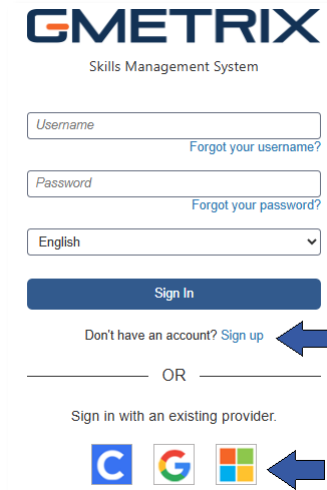



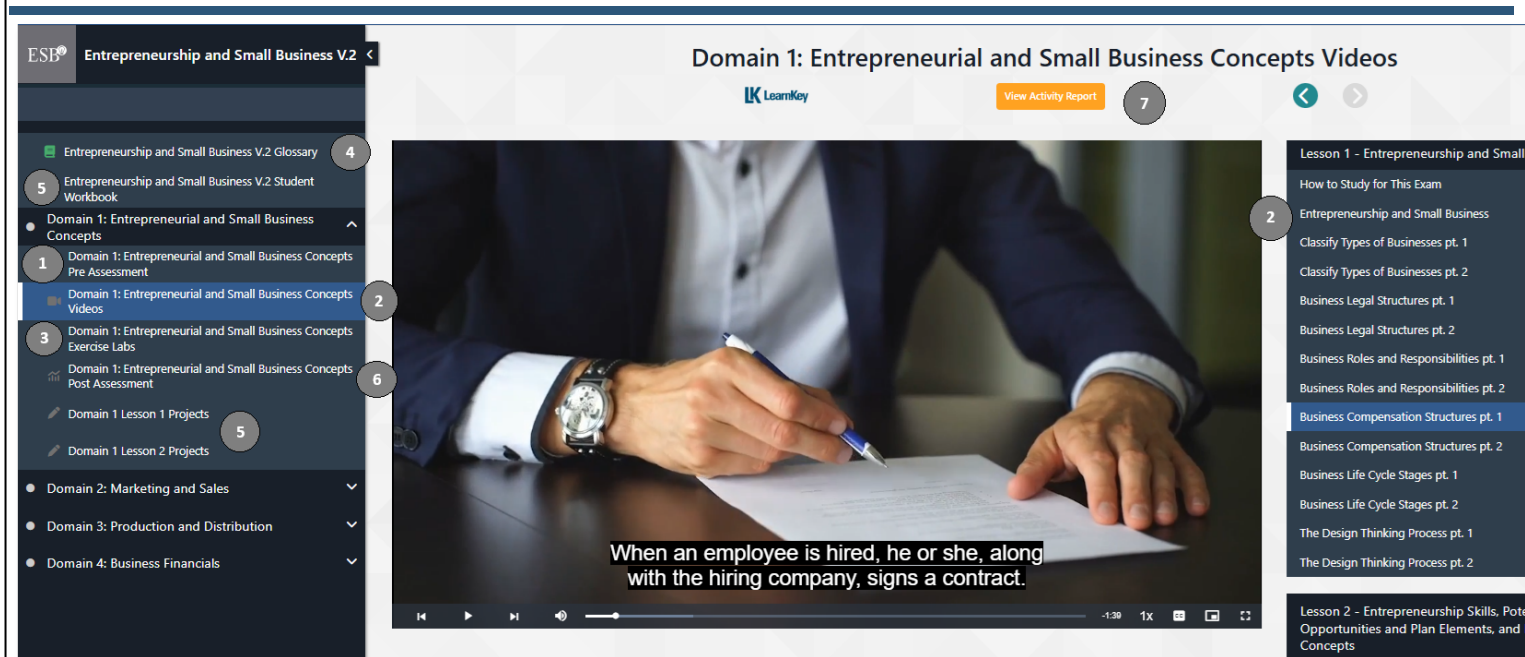
To access your LearnKey courseware, go to www.gmetrix.net



The login page for the GMetrix Skills Management System. It features a 'Username' field with a 'Forgot your username?' link, a 'Password' field with a 'Forgot your password?' link, and a language dropdown set to 'English'. A 'Sign In' button is present. Below it, a link for 'Don't have an account? Sign up' is highlighted with a blue arrow. An 'OR' separator is followed by a link 'Sign in with an existing provider.' and social login icons for Chrome, Google, and Microsoft, with a blue arrow pointing to the Google icon.

- If you have a GMetrix account, from a Chromebook, Windows, or Mac computer login with your account.
- If you need a new GMetrix account, select Sign up here! or link your Clever, Microsoft, or Google account.
- To redeem a code, select the  key-shaped redeem button and enter the code provided by your instructor.

1. Take Pre-Assessment
2. Watch Video Training
3. Exercise Labs (Follow the on-screen instructions to use the labs that are available for your e-learning device)
4. Review the Glossary (Key terms and definitions)
5. Student Workbook Activities (Ask your instructor if you are required to complete them)
6. Take the Post-Assessment Determine knowledge gained (passing score = 80% or higher)
7. Review Activity Report
8. Review and utilize Study Guide from the GMetrix Dashboard.



The screenshot shows the course interface for 'Entrepreneurship and Small Business V2'. On the left is a sidebar menu with items like 'Glossary', 'Student Workbook', and 'Domain 1: Entrepreneurial and Small Business Concepts'. The main area is titled 'Domain 1: Entrepreneurial and Small Business Concepts Videos' and features a video player. The video shows a person signing a document with the subtitle: 'When an employee is hired, he or she, along with the hiring company, signs a contract.' On the right is a table of contents for the course.

Lesson 1 - Entrepreneurship and Small Business	
How to Study for This Exam	
Entrepreneurship and Small Business	
Classify Types of Businesses pt. 1	
Classify Types of Businesses pt. 2	
Business Legal Structures pt. 1	
Business Legal Structures pt. 2	
Business Roles and Responsibilities pt. 1	
Business Roles and Responsibilities pt. 2	
Business Compensation Structures pt. 1	
Business Compensation Structures pt. 2	
Business Life Cycle Stages pt. 1	
Business Life Cycle Stages pt. 2	
The Design Thinking Process pt. 1	
The Design Thinking Process pt. 2	

Remote Learning Best Practices:

- When accessing LearnKey courseware from home, try minimizing additional Wi-Fi connections like gaming or streaming videos could cause course pages or videos to load slowly.
- If you are using an internet filter or firewall, be sure to add gmetrix.net and media-aws.onlineexpert.com to the list of trusted sites.