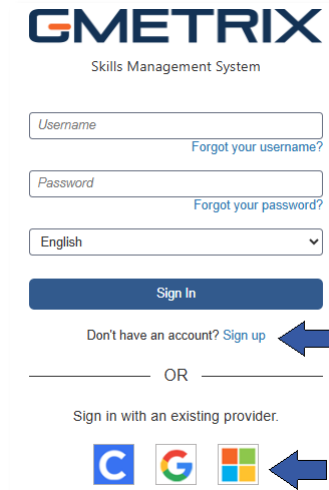



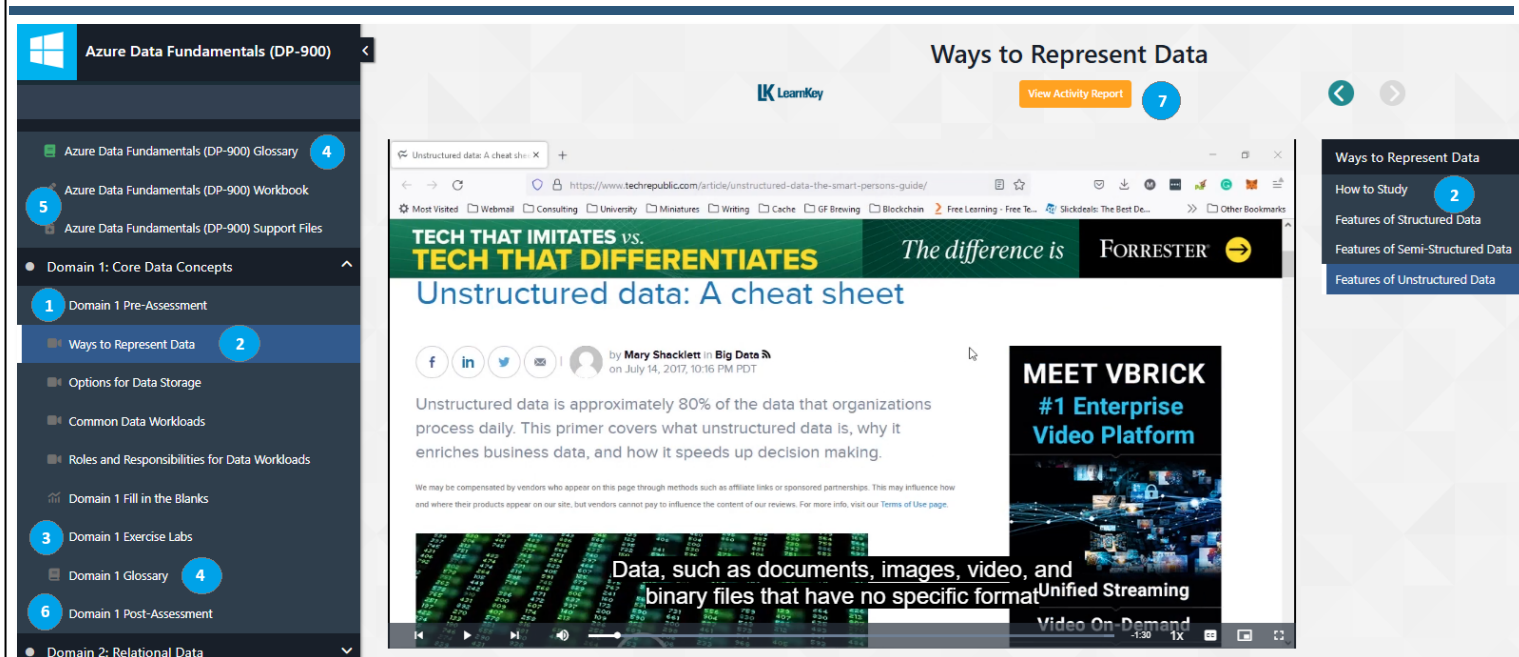
To access your LearnKey courseware, go to [www.gmetrix.net](http://www.gmetrix.net)



The login page for GMetrix Skills Management System. It includes fields for Username, Password, and Language (set to English). There are links for 'Forgot your username?' and 'Forgot your password?'. A 'Sign In' button is present, along with a 'Sign up' link for users without an account. Below the sign-in section, there is an 'OR' separator and a section for signing in with an existing provider, featuring icons for Google, Microsoft, and Facebook. Blue arrows point to the 'Sign up' link and the provider icons.

- If you have a GMetrix account, from a Chromebook, Windows, or Mac computer login with your account.
- If you need a new GMetrix account, select Sign up here! or link your Clever, Microsoft, or Google account.
- To redeem a code, select the  key-shaped redeem button and enter the code provided by your instructor.

1. Take Pre-Assessment
2. Watch Video Training
3. Exercise Labs (Follow the on-screen instructions to use the labs that are available for your e-learning device)
4. Review the Glossary (Key terms and definitions)
5. Student Workbook Activities (Ask your instructor if you are required to complete them)
6. Take the Post-Assessment Determine knowledge gained (passing score = 80% or higher)
7. Review Activity Report
8. Review and utilize Study Guide from the GMetrix Dashboard.



The screenshot shows the Azure Data Fundamentals (DP-900) course interface. On the left is a sidebar menu with items like 'Azure Data Fundamentals (DP-900) Glossary', 'Workbook', 'Support Files', and 'Domain 1: Core Data Concepts'. The main content area displays a video titled 'Unstructured data: A cheat sheet' by Mary Shacklett. The video player shows a thumbnail with the text 'TECH THAT IMITATES vs. TECH THAT DIFFERENTIATES' and 'The difference is FORRESTER'. A sidebar on the right lists 'Ways to Represent Data' with sub-items like 'How to Study', 'Features of Structured Data', etc. A blue circle with the number '2' is visible in the top right corner of the video player area.

### Remote Learning Best Practices:

- When accessing LearnKey courseware from home, try minimizing additional Wi-Fi connections like gaming or streaming videos could cause course pages or videos to load slowly.
- If you are using an internet filter or firewall, be sure to add gmetrix.net and media-aws.onlineexpert.com to the list of trusted sites.